









Home Access Center Menu

The menu options in the Home Access Center banner provide access to HAC's main pages. Clicking an icon displays a page with related tabs, each of which is a self-contained page of information on your student. For example, the  Grades option displays a page with tabs on IPRs, Report Cards, and other subjects associated with grading. Clicking a tab displays the page indicated. Most HAC pages also include links that when clicked, display a window with additional details.

The following pages can be accessed using the menu options in the HAC banner.

 Home	
Week View	Displays a student's attendance, scheduling, assignment, and discipline information for the current week. Previous and future weeks can also be displayed. Links are provided for viewing scores and other details on individual courses and assignments, accessing student fee information, and emailing teachers. Today's News section displays announcements administrators can post on events at the building level and teachers can post on their courses.
Calendar	Displays a month-view of the student's attendance, scheduling, assignment, and discipline information, as well as activities and events. Checkboxes are provided for configuring the type of information that displays, while buttons are included for changing the calendar to a daily or week view. Previous and future months can also be displayed.
School Links	Displays links that can be created in the HAC building configuration to enable access to other resources within or outside the district.
 Attendance	
Month View	Displays a month-view of the student's attendance that can be toggled to access all months within the current school year. A color legend identifies the type of attendance displayed. Place the mouse pointer over a day to view more detailed information on absences and tardies.
 Classes	
Classwork	<p>Displays course assignments, including the dates assigned, due dates, categories, potential points, and scores for the Gradebook assignments available in a class. When assignments are ordered by class, class average information is shown below the student's list of assignments.</p> <p>Teachers can select whether an assignment and its score should be published for HAC. However, unpublished assignments may be included in the student's averages for a course.</p>
Career Plan	Displays the student's progress toward fulfilling course and credit requirements for graduation and supplemental plans, based on the eSchoolPLUS Student Career Planner page. Guardians and students can enter course requests for future years, using the student's plan requirements as a guide in determining which courses are needed.

Schedule	Displays the student's schedule for the entire year. Dropped courses may also be displayed. You can also select to display the list of requests for the next school year in a separate section at the bottom of the page. Links are provided for viewing detailed course information and sending emails to teachers.
Requests	Displays subject areas or departments for the building, depending on the building configuration, and allows guardians and students to select courses as requests for the next school year. A separate section lists the student's graduation requirements to assist with the requests if requests are entered by subject area. The credits for requested courses are tracked and can be compared against the required credits.
 Grades	
Interim Progress Report	<p>Displays the student's most recent interim progress report, including courses, marks, and comments for an IPR run based on information in the IPR data warehouse. If comments were entered for the student, a comment legend displays below the course information. In addition, you can select to view any previous IPR run for the current year for which the data warehouse is available.</p> <p>The page's information is defined in the Interim Progress View Setup. To display IPR information in HAC, you must generate the data warehouse for the IPR run.</p>
Report Cards	<p>Displays information from the student's most recent report card run. The page lists marks, comments, and absences related to the student's courses or competencies.</p> <p>Additional information can include the sum of earned credits for the report card run, class rank, and current, semester, and cumulative credits and GPAs. If comments were entered for the student, a comment legend appears below the report card information. In addition, you can select to view any previous report card run for the current year for which the data warehouse is available.</p> <p>The page's information is defined in the report card run's Report Card View Setup. However, not all report card information from the view displays. To display report card information in HAC, you must generate the data warehouse for the report card run.</p>
Transcript	<p>Displays the student's transcript information based on the Transcript data warehouse. If your district has defined multiple views for transcripts to group courses differently (Yearly, Term, Report Card Run, or Subject Area), you can select the view to display.</p> <p>The following items also can display, depending on how the view is set up: sum of credits for the course group, GPA for the course group, and the GPA and class rank for the selected GPA type.</p> <p>The transcript provides information based on the Transcript View Setup, though not all transcript information from the view displays. Instead, the page lists selected marks and absences for courses. To display transcript information in HAC, you must generate the data warehouse for transcripts.</p>
Student Data Exchange	Provides access to Student Data Exchange. To use this option, your district must have a license for P-20 Student Data Exchange.
Test Scores	Displays all standardized test scores stored for the student in the eSchoolPLUS Test Center.
	

Student Support	
Discipline	<p>Displays all discipline incidents involving the student. The information includes the type of incident, category, location, date and time, and the student's role, such as offender, victim, or witness. Additional information on the incident can be viewed by clicking a link to display a popup window.</p> <p>If you store incidents for prior years, HAC can display these incidents as well. However, users cannot view any information about other students who were involved.</p>
Success Plan	<p>Displays a list of the success plans that have been created for the student. You can click a plan's date to display detailed information, such as the reasons the plan was created and the interventions, goals, and objectives that have been entered.</p> <p>The HAC building configuration enables you to select whether sensitive plan information can be displayed.</p>
 Registration	
Demographic	<p>Displays the student's basic demographic information, including date of birth, gender, grade, building, house/team, and counselor. Additional information may also display, such as contact information, student and guardian addresses and phone numbers, medical emergency information, transportation to and from school, and sensitive information from the Personal page.</p> <p>If desired, you can allow guardians and students to update emergency information, phone number, email addresses, and the student's FERPA settings.</p>
Update Registration	Displays update forms guardians can use to change the student's information, depending on whether your district uses Enrollment Online.
Fees	<p>Allows guardians and students to view student fees and balances. The payment information shown is generated in eSchoolPLUS.</p> <p>Additionally, balances due can be paid through HAC using FrontStream Payments, a third-party payment system, provided the service is available in your district.</p>
	
User Options	
My Alerts	<p>Allows guardians and students to subscribe to alerts for sending emails on attendance, discipline, course averages, classwork, interim progress reports, report cards, and immunizations.</p> <p>The alerts are selected, scheduled, and defined in the HAC building configuration. For example, an attendance alert could be set up to send emails when students are absent on the current date. To receive the emails, guardians and students would have to subscribe to attendance alerts in HAC and their email addresses would have to be stored in eSchoolPLUS.</p>
My Account	Allows guardians and students to change their HAC passwords and modify the

	challenge questions that are asked when users forget their passwords.
UserVoice	<p>Allows guardians and students to submit suggestions for improving HAC.</p> <p>If this service is offered in your district, users can also vote on ideas submitted by the HAC community nationwide.</p>
Logoff	Closes the current HAC session, and returns you to the Log On page.
Change Student	Allows guardians who have two or more students to display a pop-up window for selecting another student.